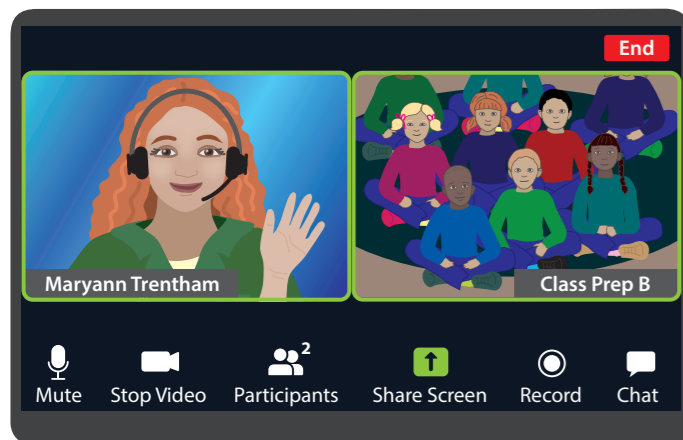
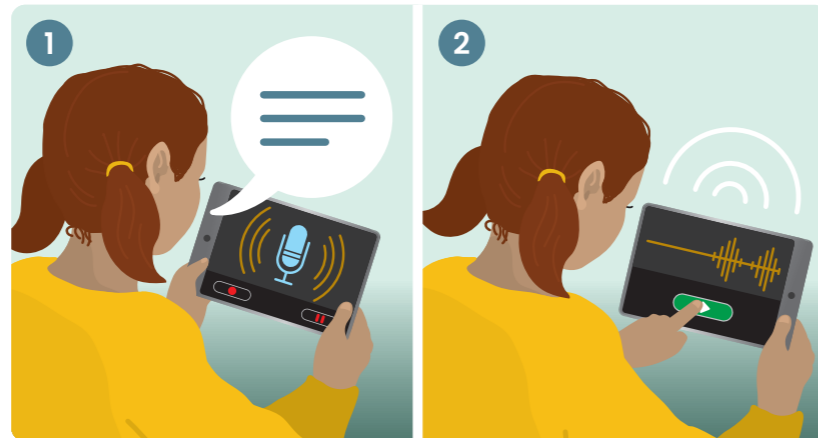


## Foundation

*I can explore common digital systems to see what they do.*

**A computer is a common digital system. Tablets, laptops and smartphones are also digital systems. A digital system uses hardware and software components to enable a user to complete specific tasks.**

Explore the basic parts of a digital system and the important role they play. Become familiar with touchscreen or keyboard, monitor or screen and mouse on some devices. How do we type our name? How do we take a photograph of our favourite toy? How do we record our voice?



Organise a guest speaker to talk to the class about a topic of interest via video-conferencing software and displayed on a large screen. Enable students to ask questions via a microphone. Discuss parts of the system that make that communication possible.



Create a model of a digital system using materials such as cardboard, paper or playdough. Use questioning to prompt thinking about the hardware and software components as they demonstrate how the digital system operates.

**Achievement standard** Students show familiarity with digital systems and use them for a purpose.

**Content descriptions** Recognise and explore digital systems (hardware and software) for a purpose | Digital Technologies AC9TDIFK01

## Years 1–2


*I can identify, and with help, use common digital systems for a purpose and also describe examples of hardware and software.*

**A computer, along with tablets, laptops and smartphones, is a common digital system. These systems use hardware to process and store data, allowing users to interact via a mouse, keyboard or touchscreen. The software provides the device with instructions to enable the user to complete specific tasks using the digital system.**

Play an app hunt game to find an application (software) on a digital system such as a tablet to take a photo, draw a picture, write words or record your voice. Follow up by discussing the hardware of the tablet, for example, the screen shows images text and videos, and also a touchscreen for drawing and interacting.



Provide opportunities to use software of digital systems for a purpose related to a class context. Guide students to, for example, type a short recount of an event using word processing, sequence a story using presentation software, create an image using a drawing program, take photographs or record a video using a tablet with a camera.



Use a digital system for a purpose, for example, use a tablet device to take a photograph and with guidance share the image in a presentation.

**Achievement standard** With assistance, students access and use digital systems for a purpose.

**Content descriptions** Identify and explore digital systems and their components for a purpose | Digital Technologies AC9TDI2K01